

Draft Agenda

Estes Park Health Board of Directors' Regular Meeting by GoToWebinar and In-Person

Wednesday November 13, 2024

5:30 pm - 7:00 pm

Estes Park Town Hall - Town Board Meeting Room, 170 MacGregor Ave, Estes Park CO 80517

Regular Session		Mins.	Procedure	Presenter(s)
1	Call to Order and Welcome	1	Action	Dr David Batey
2	Approval of the Agenda	1	Action	EPH Board of Directors
3	Public Comments on Items Not on the Agenda	3	Information	Public
4	General Board Member Comments	3	Information	EPH Board of Directors
5	Consent Agenda Items Acceptance:	2	Action	EPH Board of Directors
5.1	Board Minutes			
5.1.1	EPH Board Regular Meeting Minutes October 23, 2024			
5.1.2	EPH Board Executive Session Minutes Oct 22, 2024			
5.1.3	EPH Board Executive Session Minutes Oct 25, 2024			
5.1.4	EPH Board Executive Session Minutes Oct 29, 2024			
5.1.5	EPH Board Executive Session Minutes Nov 05, 2024			
5.2	Other Documents			
5.2.1				
6	Medical Staff Credentialing Report	2	Action	
7	Presentations:			
7.1	EPH CEO - Strategic Initiatives Update	15	Discussion	Mr Vern Carda
7.2	EPH CFO - 3rd Quarter 2024 Financial Update	20	Discussion	Ms Aysha Douglas
7.3	Estes Park Health Foundation Strategic Update	20	Discussion	Ms Sue Cooper
7.4	EPH UCHealth Partnership Update	5	Discussion	Mr Vern Carda
8	Executive Summary - Significant Items Not Otherwise Covered	2	Discussion	Senior Leadership Team
9	All Attendee Conversation on Emerging Topics	14	Conversation	Community Attendees, EPH Board, EPH Senior Leadership Team
10	Potential Agenda Items: Wednesday Dec 11, 2024 Regular Board Meeting	1	Discussion	EPH Board of Directors
11	Adjournment	1	Action	EPH Board of Directors
Estimated Total Regular Session Mins.		90		

Next Regular EPH Board Meeting: Wednesday December 11, 2024 5:30 - 7:30 pm

Possible Next Meeting Agenda Items



ESTES PARK HEALTH

ESTES PARK HEALTH BOARD OF DIRECTORS' Regular Meeting Minutes – October 23, 2024

Board Members in Attendance

Dr. David Batey, Chair
Mr. Drew Webb, Vice Chair
Dr. Steve Alper, Finance Committee Chair
Ms. Brigitte Foust, Board Secretary
Dr. Cory Workman, Member at Large

Other Attendees

Mr. Vern Carda, CEO
Ms. Pat Samples, CNO
Ms. Aysha Reeves, CFO
Ms. Rachel Ryan (via webinar)
Mr. Dan Weaver
Ms. Michelle Gordon
Mr. Jacob Schmitz
Mr. Ben Hetrick
Ms. Theresa Brynard
Dr. Jennifer McLellan
Dr. Juli Schneider
Dr. John Knudtson
Ms. Kaci Early
Ms. Wendy Rigby
Dr. Bridget Dunn
Dr. Paige Dekker
Mr. Glen Gill
Ms. Iryna Irkliienko
Ms. Karlye Pope
Mr. Mark DeGeldere
Mr. Tim Gray
Mr. Erle Collom

Community Attendees (present and via webinar):

Bill Brown

Blake Robertson
Susan Robertson
Todd Nardi
Terry Rustin
Carl Robicheaux
Craig Axtell
Kris Axtell
Barbara Bailey
D. Bailey
Stacy Bernard
Jan Boatman
David Brewer
Randy Brigham
William Crosby
Christie Groszko
Candace Johnson
Susan Johnson

1. **Call to Order**

The board meeting was called to order at 5:32 PM by David Batey; there was a quorum present. Notice of the board meeting was posted in accordance with the Sunshine Law Regulation.

2. **Approval of the Agenda**

David Batey motioned to approve the agenda as submitted. Steve Alper seconded the motion, which carried unanimously.

3. **Public Comments on Items Not on the Agenda**

No comments.

4. **General Board Member Comments**

No comments.

5. **Consent Agenda Items Acceptance**

David Batey motioned to approve consent agenda items as listed, which carried unanimously. Second by Drew Webb.

6. **Medical Staff Credentialing Report**

Cory Workman recommended the approval of the Medical Staff Credentialing Report. Brigitte Foust seconded the motion, which carried unanimously.

7. Presentations

7.1 Park Hospital District and University of Colorado Health Sign Partnership LOI – Summary – EPH Board of Directors

- See presentation. Letter of Intent was signed October 3rd, 2024 by Vern Carda; wherein the principal terms and conditions of the proposed transaction with UHealth were described.
- Colorado Attorney General review is mandated to take about 60 days.
- The LOI is not being made publicly available, as it is confidential and privileged and contains commercially sensitive information. This is standard practice.

7.2 Introduction to UHealth – Mr. Dan Weaver, Vice President, Communications, UHealth

- See presentation. UHealth is a Colorado-owned nonprofit health system and is an independent 501(c)(3) from University of Colorado. This organization employs 34,000 people across 200 locations and 14 hospitals.

7.3 Park Hospital District Resolution 2024-04 – A Resolution of the Board of Directors of the Park Hospital District to ratify Estes Park Health’s CEO, Vern Carda, signing of the Park Hospital District and University of Colorado Health partnership Letter of Intent and to determine that the Letter of Intent with University of Colorado Health is confidential and privileged and therefore not subject to public disclosure – EPH Board of Directors

- David Batey motioned to accept resolution as written. Drew Webb seconded the motion, which passed unanimously.

8. Executive Summary – Significant Items Not Otherwise Covered

No comments.

9. All Attendee Conversation on Emerging Topics

- Floor opened at 6:29 PM.

10. Potential Agenda Items for Wednesday November 13, 2024, Regular Board Meeting

No comments.

11. Adjournment

David Batey motioned to adjourn the meeting at 6:58 PM. Drew Webb and Steve Alper seconded the motion, which carried unanimously.

David M. Batey, Chair

Estes Park Health Board of Directors

Draft Public Agenda
Estes Park Health Board of Directors' Executive Session - In Person and by TEAMS
Tuesday, October 22, 2024
08:00 am - 10:30 am

Regular Session		Mins.	Procedure	Presenter(s)
1	Call to Order/Welcome (Time 08:07 am)	1	Action	Dr David Batey
2	Approval of the Agenda (Motion Alper 2nd Foust - Unanimous)	1	Action	EPH Board
3	Public Comments on Items Not on the Agenda - None	1	Information	Public
4	General Board Member Comments on Items Not on the Agenda - None	1	Information	EPH Board
5	Entertain a motion to enter Executive Session pursuant to Section 24-6-402(4)(e) C.R.S. for the purpose of determining positions relative to matters that may be subject to negotiations; developing strategy for negotiations; and instructing negotiators, with regard to Affiliation with a 3rd Party, EPH Strategic Initiatives, the relationship with the EPH Foundation, and pursuant to Section 24-6-402(4)(b) C.R.S. to conference with an attorney for Estes Park Health for the purposes of receiving legal advice on specific legal questions. (Motion Alper 2nd Workman - Unanimous)	145	Action	EPH Board
6	Adjournment (Motion Alper 2nd Workman - Unanimous Time 10:29 am)	1	Action	EPH Board
<i>Total Regular Session Mins.</i>		150		

Board Members Present: Alper, Batey, Foust, Workman Webb was not present

Draft Public Agenda
Estes Park Health Board of Directors' Executive Session - In Person and by TEAMS
Friday, October 25, 2024
09:00 am - 01:00 pm

Regular Session		Mins.	Procedure	Presenter(s)
1	Call to Order/Welcome (Time am)	1	Action	Dr David Batey
2	Approval of the Agenda (Motion 2nd -)	1	Action	EPH Board
3	Public Comments on Items Not on the Agenda -	1	Information	Public
4	General Board Member Comments on Items Not on the Agenda -	1	Information	EPH Board
5	Entertain a motion to enter Executive Session pursuant to Section 2-6-402(d)(e) C.R.S. for the purpose of determining positions relative to matters that may be subject to negotiations; developing strategy for negotiations; and instructing negotiators, with regard to EPH Strategic Initiatives, and Partnership with UHealth. (Motion 2nd -)	235	Action	EPH Board
6	Adjournment (Motion 2nd - Time pm)	1	Action	EPH Board
<i>Total Regular Session Mins.</i>		240		
Board Members Present: None - Meeting Cancelled				

Draft Public Agenda
Estes Park Health Board of Directors' Executive Session - In Person and by TEAMS
Tuesday, October 29, 2024
08:00 am - 10:30 am

Regular Session		Mins.	Procedure	Presenter(s)
1	Call to Order/Welcome (Time 08:02 am)	1	Action	Dr David Batey
2	Approval of the Agenda (Motion Alper 2nd Workman - Unanimous)	1	Action	EPH Board
3	Public Comments on Items Not on the Agenda - None	1	Information	Public
4	General Board Member Comments on Items Not on the Agenda - None	1	Information	EPH Board
5	Entertain a motion to enter Executive Session pursuant to Section 24-6-402(4)(e) C.R.S. for the purpose of determining positions relative to matters that may be subject to negotiations; developing strategy for negotiations; and instructing negotiators, with regard to Affiliation with a 3rd Party, EPH Strategic Initiatives, the relationship with the EPH Foundation, and pursuant to Section 24-6-402(4)(b) C.R.S. to conference with an attorney for Estes Park Health for the purposes of receiving legal advice on specific legal questions. (Motion Alper 2nd Workman - Unanimous)	145	Action	EPH Board
6	Adjournment (Motion Alper 2nd Workman - Unanimous Time 10:23 am)	1	Action	EPH Board
<i>Total Regular Session Mins.</i>		150		

Board Members Present: Alper, Batey, Foust, Webb, Workman

Draft Public Agenda
Estes Park Health Board of Directors' Executive Session - In Person and by TEAMS
Tuesday, November 05, 2024
08:00 am - 10:30 am

Regular Session		Mins.	Procedure	Presenter(s)
1	Call to Order/Welcome (Time 08:05 am)	1	Action	Dr David Batey
2	Approval of the Agenda (Motion Alper 2nd Foust - Unanimous)	1	Action	EPH Board
3	Public Comments on Items Not on the Agenda - None	1	Information	Public
4	General Board Member Comments on Items Not on the Agenda - None	1	Information	EPH Board
5	Entertain a motion to enter Executive Session pursuant to Section 24-6-402(4)(e) C.R.S. for the purpose of determining positions relative to matters that may be subject to negotiations; developing strategy for negotiations; and instructing negotiators, with regard to the Partnership with UHealth, EPH Strategic Initiatives, the relationship with the EPH Foundation, and pursuant to Section 24-6-402(4)(b) C.R.S. to conference with an attorney for Estes Park Health for the purposes of receiving legal advice on specific legal questions. (Motion Alper 2nd Workman - Unanimous)	145	Action	EPH Board
6	Adjournment (Motion Alper 2nd Workman - Unanimous Time 10:36 am)	1	Action	EPH Board
<i>Total Regular Session Mins.</i>		150		

Board Members Present: Alper, Batey, Foust, Webb, Workman

5.15



ESTES PARK HEALTH

Park Hospital District Board
13 November 2024

CREDENTIALING RECOMMENDATIONS

Credentials Committee approval:

October 30th, 2024

Present: Drs.: McLellan, Zehr, Dunn, Brigitte Foust, Iryna Irkliienko, Kate Cramer (T)

Medical Executive Committee approval:

November 5th, 2024

Initial Appointments:

N/A

Reappointments:

N/A

LOCUM TENENS Initial Appointment:

N/A

Credential By Proxy:

12/01/2024 – Graf, William R., MD

12/01/2024 – Wade, Andrew A., MD

Resignations:

Dr. Overman – Dermatology 10/09/2024 – privileges no longer required

Dr. Warren – Dermatology 10/08/2024 – privileges no longer required

FPPE:


N/A



ESTES PARK
HEALTH

Quarterly Financials

11/13/2024



Overview

- 3rd Quarter 2024 financials
 - Performing \$1.5M better than 2023 and \$7.2M better than 2022
 - Continue to focus on revenue growth and expense management

Balance Sheet - Assets

Row		2024 September	2024 June		
		Actual	Actual	2024 Sep minus 2024 Jun	((2024 Sep) - (2024 Jun)) ÷ ABS(2024 Jun)
5					
6					
7	ASSETS				
8					
9	CURRENT ASSETS				
10	Cash and Cash Equivalents	8,489,941	4,839,003	3,650,938	75.4%
11	Restricted Cash Under Debt Agreements	3,185,189	3,215,598	(30,409)	(0.9%)
12	Receivables				
	Patient, Net of Estimated Uncollectables of approximately \$1,397,000 in 2024 and \$1,442,000 in 2023	6,086,446	6,524,652	(438,206)	(6.7%)
13	Property Taxes and Other	4,795,409	4,816,739	(21,330)	(0.4%)
14	Estimated Third-Party Payor Settlements	-	-	-	no ÷ 0
15	Supplies	1,032,422	989,330	43,092	4.4%
16	Prepaid Expenses	506,048	611,339	(105,291)	(17.2%)
17	TOTAL CURRENT ASSETS (Sum Rows 10, 11, 13, 14, 15, 16, 17)	24,095,455	20,996,661	3,098,794	14.8%
18					
19	LONG-TERM ASSETS				
20					
21	Investments	10,270,133	10,039,404	230,729	2.3%
22	Capital Assets				
23	Capital Assets Not Being Depreciated	1,007,435	968,529	38,906	4.0%
24	Depreciable Capital Assets, Net of Accumulated Depreciation	26,663,826	26,824,256	(160,430)	(0.6%)
25	Total Capital Assets, Net	27,671,261	27,792,785	(121,524)	(0.4%)
26	Right of Use Lease Assets, Net	6,421,322	6,626,043	(204,721)	(3.1%)
27	Subscription-Based Assets, Net	559,555	503,490	56,065	11.1%
28	TOTAL LONG-TERM ASSETS	44,922,271	44,961,722	(39,451)	(0.1%)
29					
30	TOTAL ASSETS (Sum Rows 18, 28)	69,017,726	65,958,383	3,059,343	4.6%
31					

Balance Sheet – Liabilities and Net Position

Row		2024 September	2024 June		
5		Actual	Actual	2024 Sep minus 2024 Jun	((2024 Sep) - (2024 Jun)) ÷ ABS(2024 Jun)
6					
32	LIABILITIES, DEFERRED INFLOWS OF RESOURCES, AND NET POSITION				
33					
34	CURRENT LIABILITIES				
35	Current Portion of Long-Term Debt	246,097	246,097	-	0.0%
36	Current Portion of Lease Liability	332,112	530,416	(198,304)	(37.4%)
37	Current Portion of Subscription Liability	31,502	29,316	2,186	7.5%
38	Accounts Payable	1,428,689	1,315,770	112,919	8.6%
39	Estimated Third-Party Payor Settlements	450,000	350,000	100,000	28.6%
40	Deferred Revenue	-	-	-	no ÷ 0
41	Accrued Expenses				
42	Salaries, Wages, and Related Liabilities	2,881,060	1,869,426	1,011,634	54.1%
43	Compensated Absences	847,532	832,335	15,197	1.8%
44	Other	777,707	854,952	(77,245)	(9.0%)
45	TOTAL CURRENT LIABILITIES	6,994,699	6,028,312	966,387	16.0%
46					
47	LONG-TERM LIABILITIES				
48	Long-Term Debt, Net of Current Portion	10,466,232	10,542,215	(75,983)	(0.7%)
49	Long-Term Lease Liability, Net of Current Portion	6,340,932	6,340,932	-	0.0%
50	Long-Term Subscription Liability, Net of Current Portion	403,390	273,957	129,433	47.2%
51	TOTAL LONG-TERM LIABILITIES	17,210,554	17,157,104	53,450	0.3%
52					
53	TOTAL LIABILITIES (Sum Row 45, 51)	24,205,253	23,185,416	1,019,837	4.4%
54					
55	DEFERRED INFLOWS OF RESOURCES - PROPERTY TAXES	4,386,455	4,386,455	-	0.0%
56					
57	NET POSITION				
58	Net Investment in Capital Assets	16,831,873	16,959,385	(127,512)	(0.8%)
59	Restricted, Expendable	3,185,189	3,215,598	(30,409)	(0.9%)
60	Unrestricted	20,408,956	18,211,530	2,197,426	12.1%
61	TOTAL NET POSITION	40,426,018	38,386,513	2,039,505	5.3%
62					
63	TOTAL LIABILITIES, DEFERRED INFLOWS OF RESOURCES, AND NET POSITION	69,017,726	65,958,383	3,059,343	4.6%

3rd Quarter 2024 Total Operating Revenue

Row

5

6

7

8 OPERATING INCOME

9

10 OPERATING REVENUES

11

12 Charges for Patient Services

13 Inpatient

14 Outpatient

15 Total Charges for Patient Services

16

17 Deductions from Charges for Patient Services

18 Contracts (Medicare, Medicaid, Commercial)

19 Charity, Bad Debt, Uncompensated

20 Total Deductions from Charges for Patient Services

21

22 Net Patient Service Revenues

23 Net Patient Revenue/Total Charges for Patient Services as a

24

25 Other Operating Revenues

26

27 Total Operating Revenues (Row 22 + Row 25)

		2024 YEAR TO DATE Jan through Sep				2023 YEAR TO DATE Jan through Sep			2022 YEAR TO DATE Jan through Sep			
		Actual (A)	Budget (B)	Actual - Budget	Percent (A-B)÷ABS(B)	2023 Actual	2024 Actual - 2023 Actual	Percent (24-23)÷ABS(23)	2022 Actual	2024 Actual - 2022 Actual	Percent (24-22)÷ABS(22)	
OPERATING INCOME												
OPERATING REVENUES												
Charges for Patient Services												
Inpatient		5,238,799	4,654,967	583,832	12.5%	4,323,443	915,356	21.2%	6,447,192	(1,208,393)	(18.7%)	
Outpatient		76,188,143	79,528,913	(3,340,770)	(4.2%)	72,608,686	3,579,457	4.9%	64,368,142	11,820,001	18.4%	
Total Charges for Patient Services		81,426,942	84,183,880	(2,756,938)	(3.3%)	76,932,129	4,494,813	5.8%	70,815,334	10,611,608	15.0%	
Deductions from Charges for Patient Services												
Contracts (Medicare, Medicaid, Commercial)		(34,026,497)	(36,790,688)	2,764,191	7.5%	(32,789,479)	(1,237,018)	(3.8%)	(30,799,449)	(3,227,048)	(10.5%)	
Charity, Bad Debt, Uncompensated		(2,770,285)	(2,152,080)	(618,205)	(28.7%)	(1,940,580)	(829,705)	(42.8%)	(1,580,090)	(1,190,195)	(75.3%)	
Total Deductions from Charges for Patient Services		(36,796,782)	(38,942,768)	2,145,986	5.5%	(34,730,059)	(2,066,723)	(6.0%)	(32,379,539)	(4,417,243)	(13.6%)	
Net Patient Service Revenues		44,630,160	45,241,112	(610,952)	(1.4%)	42,202,070	2,428,090	5.8%	38,435,795	6,194,365	16.1%	
Net Patient Revenue/Total Charges for Patient Services as a		54.8%	53.7%			54.9%			54.3%			
Other Operating Revenues		224,622	245,167	(20,545)	(8.4%)	320,249	(95,627)	(29.9%)	274,975	(50,353)	(18.3%)	
Total Operating Revenues (Row 22 + Row 25)		44,854,782	45,486,279	(631,497)	(1.4%)	42,522,319	2,332,463	5.5%	38,710,770	6,144,012	15.9%	

3rd Quarter 2024 Total Operating Expenses

Row		2024 YEAR TO DATE				2023 YEAR TO DATE			2022 YEAR TO DATE		
		Jan through Sep				Jan through Sep			Jan through Sep		
		Actual (A)	Budget (B)	Actual - Budget	Percent (A-B)÷ABS(B)	2023 Actual	2024 Actual - 2023 Actual	Percent (24-23)÷ABS(23)	2022 Actual	2024 Actual - 2022 Actual	Percent (24-22)÷ABS(22)
29	Operating Expenses										
30	Salaries and Wages	19,826,765	20,596,396	(769,631)	(3.7%)	20,059,034	(232,269)	(1.2%)	17,924,408	1,902,357	10.6%
31	Employee Benefits	4,506,308	5,218,560	(712,252)	(13.6%)	4,812,080	(305,772)	(6.4%)	4,280,389	225,919	5.3%
32	Professional Fees and Purchased Services	11,913,935	10,549,623	1,364,312	12.9%	11,649,866	264,069	2.3%	13,905,701	(1,991,766)	(14.3%)
33	Supplies	4,675,323	4,323,699	351,624	8.1%	4,274,677	400,646	9.4%	4,422,221	253,102	5.7%
34	Utilities	516,181	501,661	14,520	2.9%	498,180	18,001	3.6%	495,175	21,006	4.2%
35	Leases and Rentals	202,752	205,056	(2,304)	(1.1%)	212,341	(9,589)	(4.5%)	858,672	(655,920)	(76.4%)
36	Insurance	377,437	335,756	41,681	12.4%	355,097	22,340	6.3%	301,743	75,694	25.1%
37	Repairs and Maintenance	143,749	344,214	(200,465)	(58.2%)	297,868	(154,119)	(51.7%)	139,621	4,128	3.0%
38	Depreciation and Amortization	2,715,302	2,632,547	82,755	3.1%	2,562,922	152,380	5.9%	2,491,018	224,284	9.0%
39	Other	2,203,055	2,277,880	(74,825)	(3.3%)	2,107,758	95,297	4.5%	2,154,584	48,471	2.2%
40	Total Operating Expenses (Sum of Rows 30 to 39)	47,080,807	46,985,392	95,415	0.2%	46,829,823	250,984	0.5%	46,973,532	107,275	0.2%
41											
42	TOTAL OPERATING INCOME (LOSS) (Row 27 minus Row 40)	(2,226,025)	(1,499,113)	(726,912)	(48.5%)	(4,307,504)	2,081,479	48.3%	(8,262,762)	6,036,737	73.1%
43	<i>Operating Margin = Total Operating Income (Loss) ÷ Total Operatin</i>	<i>(5.0%)</i>	<i>(3.3%)</i>			<i>(10.1%)</i>			<i>(21.3%)</i>		

3rd Quarter 2024 Non-Operating Revenues & Expenses

Row	2024 YEAR TO DATE				2023 YEAR TO DATE			2022 YEAR TO DATE			
	Jan through Sep				Jan through Sep			Jan through Sep			
	Actual (A)	Budget (B)	Actual - Budget	Percent (A-B)÷ABS(B)	2023 Actual	2024 Actual - 2023 Actual	Percent (24-23)÷ABS(23)	2022 Actual	2024 Actual - 2022 Actual	Percent (24-22)÷ABS(22)	
45	NONOPERATING REVENUES (EXPENSES)										
46	Property Tax Revenues	3,223,679	3,241,971	(18,292)	(0.6%)	2,633,214	590,465	22.4%	2,633,584	590,095	22.4%
47	Interest Expense	(412,254)	(415,418)	3,164	0.8%	(396,049)	(16,205)	(4.1%)	(399,215)	(13,039)	(3.3%)
48	Investment Income (Loss)	469,442	227,482	241,960	106.4%	262,235	207,207	79.0%	(877,855)	1,347,297	153.5%
49	Gain (Loss) on Disposal of Capital Assets	24,550	-	24,550		550	24,000	4363.6%	-	24,550	0.0%
50	Noncapital Grants and Contributions	6,940	18,756	(11,816)	(63.0%)	13,092	(6,152)	(47.0%)	18,374	(11,434)	(62.2%)
51	Other	(132,522)	(157,500)	24,978	15.9%	1,471,659	(1,604,181)	(109.0%)	331,020	(463,542)	(140.0%)
52	TOTAL NONOPERATING REVENUES, NET (Sum of Rows 46 to 51)	3,179,835	2,915,291	264,544	9.1%	3,984,701	(804,866)	(20.2%)	1,705,908	1,473,927	86.4%
53	DEFICIT OF REVENUES OVER EXPENSES BEFORE CAPITAL CONTRIBUTIONS										
54		953,810	1,416,178	(462,368)	(32.6%)	(322,803)	1,276,613	395.5%	(6,556,854)	7,510,664	114.5%
55											
56	Capital Contributions	240,692	175,000	65,692	37.5%	-	(240,692)		533,995	(293,303)	(54.9%)
57											
58	NET POSITION INCREASE (DECREASE) (Row 54 + Row 56)	1,194,502	1,591,178	(396,676)	(24.9%)	(322,803)	1,517,305	470.0%	(6,022,859)	7,217,361	119.8%
59	<i>Total Margin = Net Position ÷ Total Operating Revenues</i>	2.7%	3.5%			(0.8%)			(15.6%)		


Board Metrics

	Board Metrics				
	2024			2023	
	Sep	Jun	Mar	Dec	Sep
Days Cash on Hand with Year to Date Monthly Average	135.5	114.1	116.2	125.5	124.5
Gross Days in Receivables	39.8	48.8	45.4	46.2	47.4
Year to Date EBITDA (Earnings Before Interest, Depreciation, and Amortization)	2024 Sep	2023 Sep	2022 Sep		
	4,322,058	2,636,168	(3,132,626)		

Summary – 3rd Quarter 2024

- Overall, EPH is performing \$1.5M better than 2023 and \$7.2M better than 2022. We need to continue to focus on revenue growth and expense management.
- Net patient service revenue (line 22) is right on budget for the year. Year over year, net patient service revenue increased \$2.4M or 5.8%.
- Salaries and Wages (line 30), Employee Benefits (line 31), and Professional Fees and Purchased Services (line 32) combined are slightly favorable to budget for the year.
- Total operating expenses (line 40) are right on budget for the year.
- Operating loss (line 42) is unfavorable to budget by \$726K for the year. Year over year, operating loss improved \$2.1M or 48%.
- Increase in net position (line 58) is unfavorable to budget by \$396K for the year. Year over year, increase in net position improved by \$1.5M.
- Days cash increased 11 days year over year.

Questions?






ESTES PARK
HEALTH
FOUNDATION

EPHF Strategic Update to the EPH Board 11/13/24

Sue Cooper (Chair)
November 13, 2024



Agenda

1. EPHF Background
2. Leadership Team
3. 2025 Priorities

Estes Park Health Foundation

A group of residents formed the Foundation formally in 1986

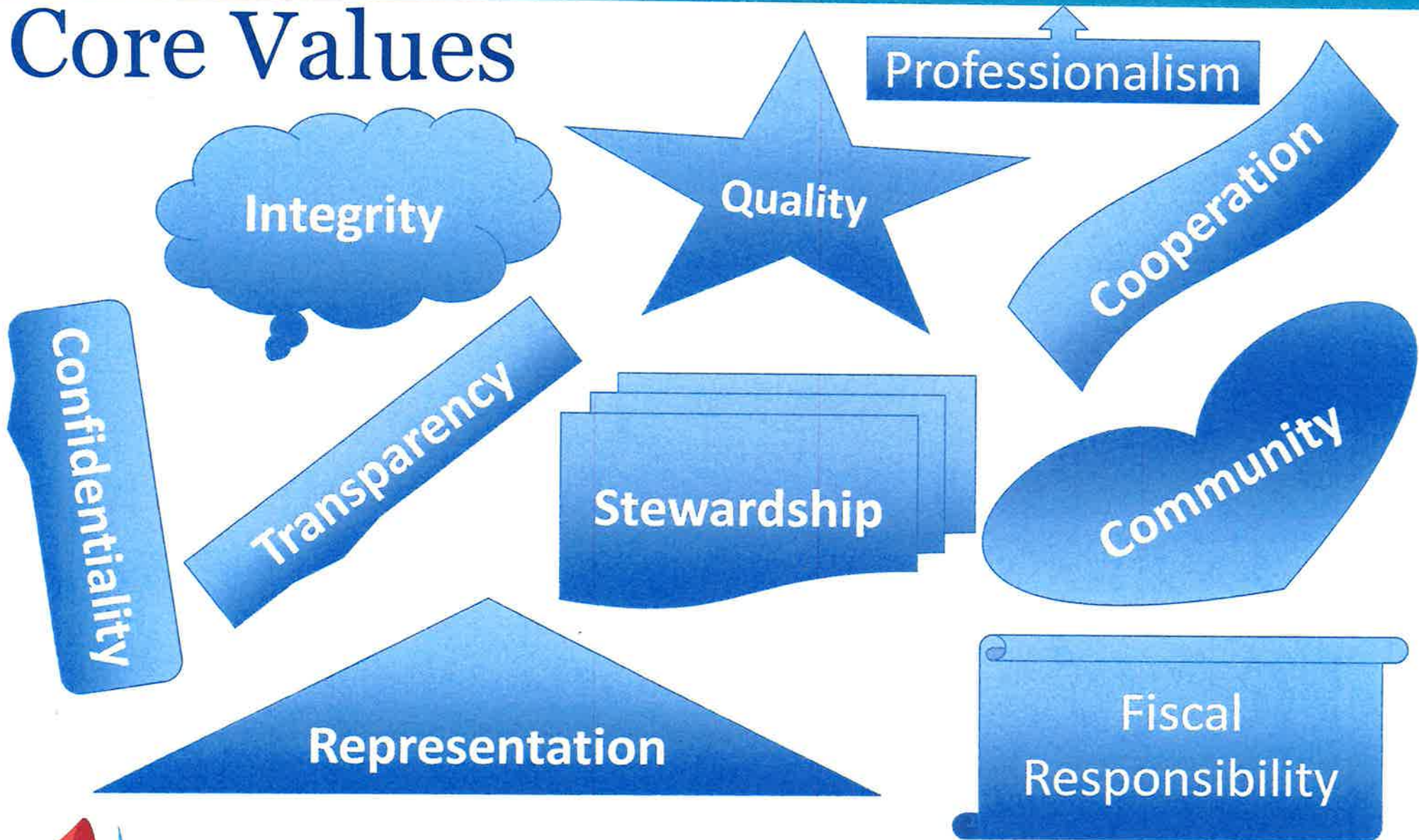
Mission Statement

Estes Park Health Foundation increases community awareness of Estes Park Health, and develops, manages and distributes funds to assist them in fulfilling their mission.

Vision Statement

An environment that fosters wellness and excellent health care for all.

Core Values




We speak with ONE voice




Community Impact!




**ESTES PARK
HEALTH
FOUNDATION**

YOU DID IT!
3D Mammograms are now
available at Estes Park Health

**OVER
\$375,000**
Raised in 2019!

 **EARLY
DETECTION
SAVES
LIVES**



MRI



**Ultrasound
Needle
Biopsy**



COVID Emergency Response



*Updating this unit greatly
increases X-ray capacity
at EPH.*

Fluoroscopy



SCHOLARSHIP



**ESTES PARK
HEALTH
FOUNDATION**

7.3.5

EPHF Board Officers:



Sue Cooper
Chair



Max Salfinger
Vice Chair



Larry Leaming
Treasurer



Ingrid Drouin
Secretary



EPHF Board Directors:



**Andrea Escorcia
Rodriguez**




Andy Selig



Carl Robicheaux



Dwight Stanford



John Knudtson




Mike Romero



Rod Unruh



Scott Dickinson



John Cooper
Director Emeritus



Russ Schneider
Director Emeritus



2025 Priorities

1. **Successful affiliation with UCHealth**
2. **Enhanced partnership with Estes Park Health and our community**
3. **Strengthen our Fundraising**


UCHealth Affiliation




Our Top Priority
Ensure all money
raised in Estes
stays in Estes

Progress in Partnership with EPH

1. Financial reporting
2. New and improved office space
3. Streamlined campaign and funding approval process
4. New communication channels





Help us Improve Cardiac Care in Estes Park!

With a new Cardiac Ultrasound System,
we can provide life-saving diagnostics and
preventative care:

- ♥ Detect congenital defects, disease, cardiomyopathies, and tumors.
- ♥ Evaluate heart function and track changes
- ♥ Monitor heart function related to chemotherapy

Our Goal

is to raise \$220,000 for the
purchase & implementation
of a New Cardiac
Ultrasound System.

Give Online!

www.GiveToEPH.org/cardiac



Fall Campaign



Kate Arterburn



Katie Bohlke



Breeyan Edwards



Sarah Fink



Shari Hightower



**YOUR DONATION
WILL HELP
CROWN ONE OF
THESE WOMEN**



Ania Leahy



Elena Nedobukh



Margaret Rothermel



Carissa Streib



Candy Wall

Mrs. Rooftop Rodeo



**ESTES PARK
HEALTH
FOUNDATION**



DONATE AT

GiveToEPH.org/Crowns

Crowns for the Care



**ESTES PARK
HEALTH
FOUNDATION**

7.3.16

Save the Date

An Evening of Mountaintop Medicine



Thank you!



**COMMUNITY FOUNDATION
OF NORTHERN COLORADO**



**ESTES PARK
ROTARY
DUCK RACE
Festival**



Stanley



Contact Information

P O Box 3650
Estes Park, CO 80517

(970) 577-4370

giving@eph.org
tbrynard@eph.org

Theresa Brynard – Interim Executive Director